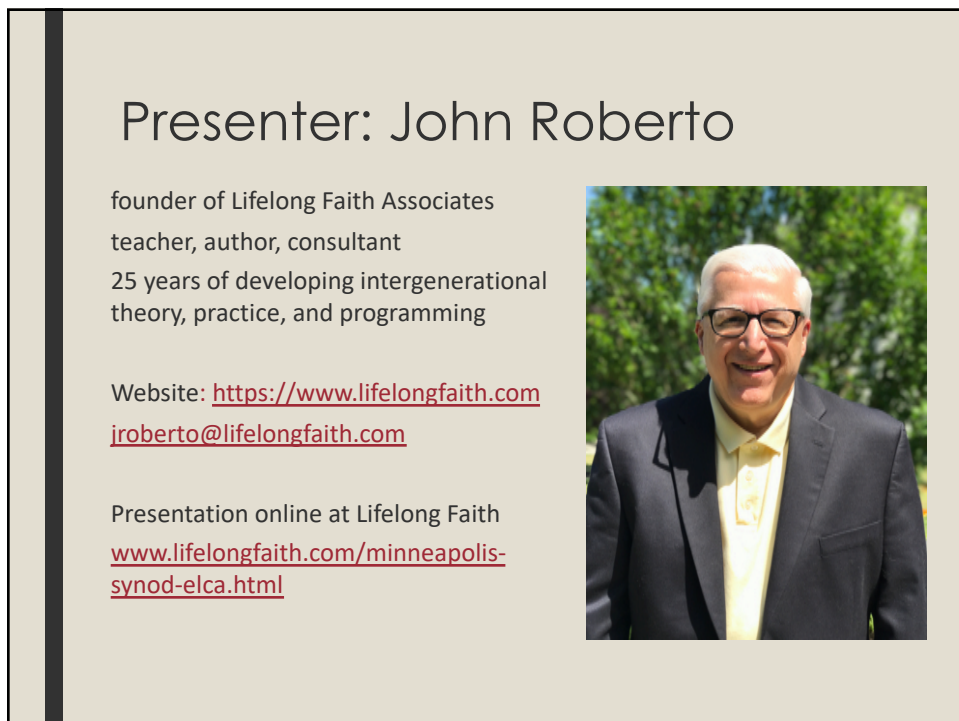


1



2

## An Intergenerational Culture

- Creates a welcoming environment of hospitality, trust, acceptance, emotional safety, and care that is conducive to promoting faith growth and mutual support across generations
- Builds caring relationships among the generations in the church through worship, learning, service, and community events and activities
- Creates intentional opportunities for bringing the generations together to build relationships and engage in shared activities
- Involves all generations together in Sunday weekend worship; gives special attention to being inclusive of children and teens in Sunday worship; and engages all generations in leadership roles in Sunday worship (music, reading, praying)

3

## An Intergenerational Culture

- Engages all generations together in learning experiences that teach the Bible and the Christian tradition, and form disciples of all ages in Christian identity
- Brings together the generations to learn from each other, share their faith stories, and find support for practicing their faith in daily life
- Nurtures the spiritual life of all generations together through the community's prayer life, rituals, and blessings; brings together all generations to nurture their spiritual life through prayer and spiritual practices and disciplines
- Engages all generations together in service to the poor and vulnerable, in the works of justice and advocacy, and in care for creation

4

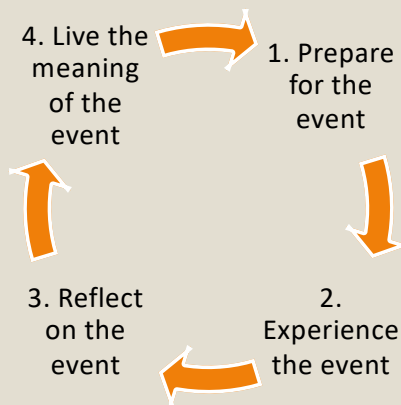
## Strategies for Becoming Intentionally Intergenerational

1. Design All-Ages Faith Formation around Intergenerational Church Life Events
2. Transform Multigenerational into Intergenerational
3. Transform Age-Specific into Intergenerational
4. Design New Intergenerational Initiatives
5. Engage with the Neighborhood Community Intergenerationally

5

## Formation around Church Events

- Sunday worship
- Feasts and season of the church year
- Rituals, milestones, and sacramental celebrations
- Justice and service ministries
- Congregational events
- And more



6

## Transform Multigenerational into Intergenerational

Every church has multigenerational environments in which at least two generations are participating in an event or activity—Sunday worship, church events, social gatherings, and more.

*How can you transform multigenerational environments into experiences of intergenerational connection and community?*

### **Relationships**

- ◆ How will the generations interact with each other, get to know each other, share stories with each other?
- ◆ How will the experience incorporate intentional relationship building activities?
- ◆ How will everyone feel welcomed and safe?

7

## Transform Multigenerational into Intergenerational

### **Content:**

- ◆ How will the experience engage generations in shared activities and in generationally-appropriate activities?

### **Leadership**

- ◆ How will each generation be involved in leadership roles, appropriate to their gifts, abilities, and age?
- ◆ How will the leadership team engage multiple generations?

### **Inclusion:**

- ◆ How will each generation feel valued and recognized in the experience?

8

## Transform Age-Specific into Intergenerational

Age-specific programs and activities provide opportunities for intergenerational connection, relationship building, and shared experiences.

*How can you transform age-specific programs by adding intergenerational activities or by redesigning the program into an intergenerational experience?*

### **Adding Intergenerational Activities:**

- ◆ How can you incorporate another generation in sharing their faith, wisdom, and interests in the program (e.g., interviews, storytelling, presentations, demonstrations)?
- ◆ How can you add mentors or spiritual guides to a program (e.g., grandparent mentors for young parents or spiritual guides for young people in confirmation)?

9

## Transform Age-Specific into Intergenerational

### **Replacing Age-Specific for Intergenerational:**

- ◆ How can you incorporate regular intergenerational gatherings into your age group program schedules throughout the year?

### **Consider Redesigning the Program:**

- ◆ How can you redesign an age-specific program into an intergenerational program involving at least one additional generation (e.g., transforming camp or vacation Bible school into a grandparent-grandchild program, or transforming a youth service program/mission trip into an intergenerational service activity for all ages)?

10

## Intergenerational Worship



11

## The Pray-Ground

Grace Lutheran Church, Apple Valley, MN  
<https://graceofav.org/prayground>



12

## Intergenerational Service



13

## Intergenerational Prayer Group



14

## Design New Intergenerational Initiatives

The third strategy engages you in designing for intergenerationality through new initiatives – creating new programs, activities, or experiences that bring together all of the generations for learning, celebrating, praying, reading the Bible, serving and working for justice, worshipping, and more.

*Where are the greatest needs and/or opportunities for creating new initiatives that will contribute toward building an intergenerational culture in your congregation?*

15

## Design New Intergenerational Initiatives

### **Celebrating**

- ◆ How can you celebrate milestones throughout life as intergenerational experiences at church and home?

### **Learning**

- ◆ How can you create intergenerational models of learning—weekly, bi-weekly, monthly, or seasonally—for the whole faith community? How can you create intergenerational models of vacation Bible school or camp programs or Bible study programs?

### **Praying:**

- ◆ How can you create prayer experiences, retreat experiences, spiritual formation programs, spiritual direction, and prayer groups that engage multiple generations?

### **Serving:**

- ◆ How you offer local and global service projects and mission experiences that engage all the generations together?

16



## Intergenerational Learning



17

## Intergenerational Learning Process

### Meal and Community Building

Part 1. Gathering and Prayer

Part 2. All Ages Learning Experience

Part 3. In-Depth Learning Experience

Option 1. Whole Group (together)

Option 2. Age Group (parallel)

Option 3. Activity Center

Part 4. Sharing Learning Experiences and Application

Part 5. Closing Prayer

18

## HI-life Gatherings...

**O**ur sixth year of whole community catechesis focuses on Living a Moral Life. Our theme is *Navigating Life with GPS - God's Proven System*. Christian moral life can be summed up as the recognition of the awesome gift of God's loving presence in our lives and our continuing effort to respond to that love. During this year we will explore the guidelines that God has given us to live lives of love and faithfulness, including the ten commandments and the beatitudes. We encourage parishioners of all ages to participate in our HI-life Gatherings - our intergenerational learning assemblies that are the foundation of our lifelong faith formation process. Our monthly Gatherings are a time of fellowship, faith formation, and fun.

### Sharing a Simple Meal Together

No cooking - just come and enjoy

At a typical Gathering you are welcomed by greeters in the Hospitality Room and escorted to a table in the Fellowship Hall to enjoy a meal with fellow parishioners of all ages. At your table there might be a single adult, a family of four, a retired person, or an empty-nest couple. There will be a couple of questions on the table to focus our table talk.

### Whole Group Opening Experience

Introduction of the topic to be experienced by all ages  
After the meal, everyone moves to the church for an opening prayer and an activity to set the tone for the evening, such as a story or video segment. Each household receives a HI-life Home Kit and learns to use it throughout the evening.

### Exploring the Topic through Age-Specific Learning Activities

Learning about the same topic according to one's age or stage in life  
Then the group divides into smaller groups for age-specific learning activities. A typical evening might have adults staying in the church for a speaker and group discussion, young adults in Meeting Room 6, JYM youth in Meeting Room 3, TYM youth in the Hospitality Room, and parents with young children (approximately ages 5-11) together in the Fellowship Hall. There are lead catechists for each group to teach and guide the learning activities of the evening and trained facilitators to assist the parents and children at each table.

### Whole Group Sharing Experience

Closing of the Gathering for all ages  
To conclude our evening, everyone reunites in the church to share what has been learned, to pray together, and to be sent forth to continue learning at home in preparation for the church event or season which is the focus of the month.



19

20



- ◆ A flexible, relaxed arrival time with drinks and snacks
- ◆ Creative exploration of a Bible story/theme through creative experiences for people of different learning styles and of all ages. Children and adults are not separated and are encouraged to explore the story/theme together
- ◆ A short but explicit time of worship with story, music and prayers that builds on the creative exploration.
- ◆ A generous welcome and hospitality is expressed through a delicious home-cooked, sit-down meal with others

21

## Intergenerational Camp



Join us for an intergenerational "Adventure Anchored in Christ." This special camp provides grandparents and grandkids with adventure-filled days to pray and play together. Life-long memory-making adventures can be expected!

Grandparents and grandkids entering 1st – 4th grades will stay in the comfortable, adult-friendly accommodations of the Christian Center, but spend their days at Pelican Lake. Feel free to bring your motorhome if you prefer.

### 2018 FAMILY CAMPS



Imagine a powerful Bible camp experience for all ages – from infants to seniors, and everyone in-between, not just a camp for kids. We've been doing this for almost 80 years! This year we have seven camps to choose from, each one will fill you and your family with an authentic joy and peace that comes only from experiencing the gospel at camp.

We gather together as a community, families and staff from around the nation and even world. Come play, study, and grow in this beautiful, Spirit filled place. Click on camp week # to find out more information and to register.

Tentative Schedule – subject to change. Note: ALL of our 2018 Family Camps will include elements of the "FAMILY BLAST" model we introduced last summer!

**Family Mini-Camp #1**  
 June 21-24 – Family Blast Sampler  
*The Abundant Life*  
 With Ryan Smiley, Jonathan & Jane Swenson, Dan Baker.  
 Special outdoor concert with Peder Eide on Friday Night

**Family Camp #2**  
 June 30- July 8 – Family Blast  
*Ephesians: Wake Up Week! + Youth Musical*  
 with Nate Hoff, Dave Wollan  
 Special Musical for Youth/Children

**Family Camp #3**  
 July 7-13  
*The Mission of God in the Old Testament*  
 with Beth Etness-Hanson, Carl Billings, & Jillian Jones

22

## Engage with the Neighborhood Intergenerationally

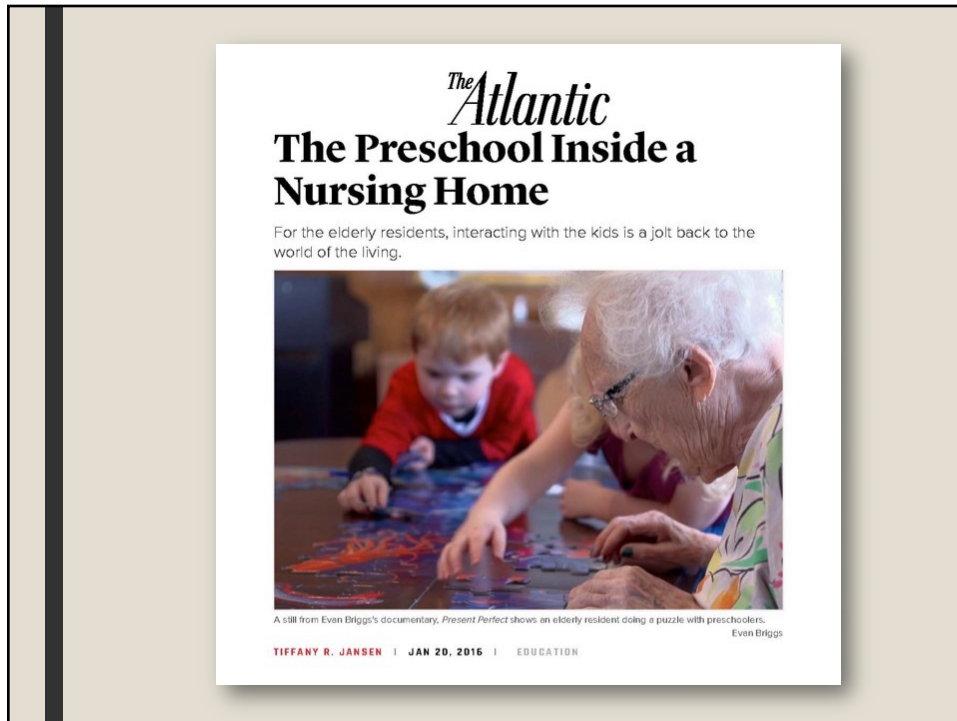
Our faith communities are rich resources of social capital. We can partner with other religious congregations and community organizations to address a wide range of topics—from literacy to loneliness, housing to health care, education to the environment, and much more. Faith communities can be catalysts for connecting the young and the old, fostering communication and understanding across generations, building community in neighborhoods with intergenerational events and activities, activating public spaces with intergenerational programming, advancing early care and education by engaging more adults 50+ with children, improving outcomes for youth and older adults through mentoring, increasing affordable housing by expanding intergenerational housing options, and much more.

23

## Engage with the Neighborhood Intergenerationally

- ◆ How can your church be a catalyst for creating intergenerational connections and innovative projects that serve the common good in your neighborhood community?
- ◆ How can you mobilize your intergenerational community (the people) and intergenerational wisdom (knowledge and practices) to benefit your neighborhood community?

24



25



26

## Building an Intergenerational Culture

1. Form an intergenerational task force representing the essential ministries of the congregation and be sure that all of the generations are included from youth through older adults.
2. Develop a vision – with short descriptive sentences – of what an intergenerational church culture can look like in three years.
3. Explore the opportunities for building an intergenerational approach throughout church life.
4. First, identify ministries, programs, and activities that are already **intergenerational** (with generations building relationships, learning, praying, worshipping, serving, and/or leading together); and develop strategies for strengthening and expanding intergenerational ministries, programs, and activities.

27

## Building an Intergenerational Culture

5. Second, identify ministries, programs, and activities that are **multigenerational** (with all ages present without the intergenerational connection and experiences) that can be transformed into more intentionally intergenerational experiences.
6. Third, identify **age-specific** ministries, programs, and activities that can be redesigned by including additional generations, building intergenerational relationships, engaging in intergenerational experiences, and more
7. Fourth, identify **new opportunities** for creating intergenerational experiences by designing new programs, activities, and ministries.
8. Generate a variety of ideas and projects that the congregation can develop in each of the four categories: 1) strengthen intergenerational, 2) transform multigenerational, 3) redesign age-specific, and 4) design new initiatives.

28

## Building an Intergenerational Culture

9. Create a three-year plan by selecting projects that fulfill the vision and provide practical ways to develop an intergenerational culture. A three-year plan allows you to identify projects that can be implemented in the short term (first year), and projects that need more time for design and implementation over the three years.
10. Present the plan to church leaders and the community. Make a solid case for the need to be intergenerational and the blessings and benefits that it will bring to the church community. Share the plan: your goals and short-term and long-term projects. Invite feedback, suggestions, and ideas.
11. Implement your plan. Short term projects can launch quickly. Long term projects may need to be piloted with a small group of your target audience (a version 1.0 of the project) in order to test its effectiveness, and then modified for launching it on a wider scale.

29

## Building an Intergenerational Culture

12. Continue to evaluate your efforts, but be patient. Each effort provides new learning that you can be used to continue to move toward becoming a more intentionally intergenerational congregation.
13. Keep innovating! Introduce new projects and programs each year. Communicate the stories and examples of the benefits and blessings that are coming to the church community because of the intergenerational focus.

30

# APPLICATION

31

## Intergenerational Program Matthew 14:22-33

### Meal and Community Building

#### Part 1. Gathering and Opening Prayer

#### Part 2. All Ages Learning Experience

##### Introduce the Scripture Story,

- Dramatic reading, video, skit or role play, or other method
- Brief all-ages commentary

#### Part 3. In-Depth Learning Experience

##### Option 1. Whole Group – in intergenerational groups

- Visio Divina (or Lectio Divina) + Sharing + Commentary

##### Option 2. Age Groups

- Children's Activity (video, crafts, coloring, creative activities)  
<https://ministryspark.com/jesus-walks-on-water-elementary-lesson/>
- Youth Activity (Visio Divina or Lectio Divina)
- Adult Activity (Visio Divina or Lectio Divina)

#### Part 4. Sharing: What we've learned and how we can live

#### Part 5. Closing Prayer

32



## Visio Divina



**Read:** Read Matthew 14:22-33. Listen with the "ear of your heart" for a word or short phrase that God has for you this day.

**Meditate:** What does the word or phrase you have chosen mean to you today?

**See:** Look at the image and let your eyes stay with the very first thing that you see. Keep your attention on that one part of the image that first catches your eye.

**Contemplate:** Breathe deeply and let yourself gaze at that part of the image for a minute or so. Now, let your eyes gaze at the whole image. Take your time and look at every part of it. See it all. Reflect on the image for a minute or so.

**Reflect:** What emotions does this image evoke in you? What does the image stir up in you, bring forth in you?

**Pray:** What do you want to pray for today?

33

## Lectio Divina

- **Read:**  
Matthew 14:22-33. Read the Scripture passage slowly and purposefully. Reflect on it silently for a few minutes to pray with it and to ponder what it might be saying.
- **Meditate:**  
Read it a second time followed by a few minutes of silence. How is this passage speaking to you? Discover a word or two from the passage that is echoing in your heart or stands out for you in any way. What does the word or phrase you have chosen mean to you today?
- **Pray:**  
What do you want to communicate to God? What emotions do you want to express to God? Ask God to strengthen your faith?
- **Act:**  
What is God calling you to do now? How does the story challenge you to grow? What is the next step you need to take?

34

Website: [www.lifelongfaith.com](http://www.lifelongfaith.com)

Presentation online under Home menu at  
Lifelong Faith:

[www.lifelongfaith.com/minneapolis-synod-elca.html](http://www.lifelongfaith.com/minneapolis-synod-elca.html)

Email: [jroberto@lifelongfaith.com](mailto:jroberto@lifelongfaith.com)