

A man with a beard is sitting at a desk, looking at a tablet. The tablet screen shows a website with a video player and text. There is a cup of coffee on the desk to the right. The background is slightly blurred, showing a desk with papers and a pen.

Playlists for Faith Formation

John Roberto

Playlists

The idea of a playlist is simple: it is a sequence of activities and resources on a topic designed for individual and/or small group learning, usually available on a digital platform.

Personalized

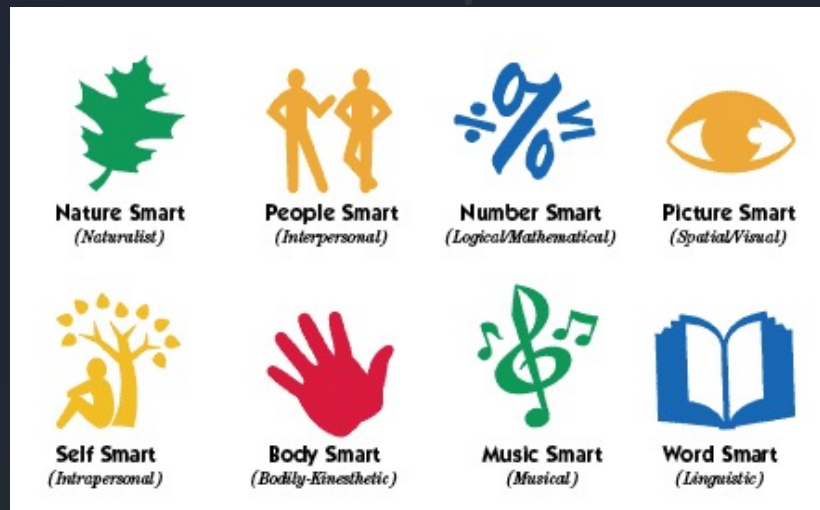
Anytime & Anywhere Learning

Curated Activities

Micro-Learning Activities

Mix of Methods & Media

Multiple Ways to Learn



Learning about the Bible



Experience #1 (Introducing) - How to Read the Bible

While the Bible is one unified story, it cannot all be read in the same way. The How to Read the Bible series walks through each literary style found in the Bible to show how each uniquely contributes to the overall storyline. Each literary style lives by its own rules and structure. One story, many styles. The Bible can be broken into several categories of writing. Approximately 43% of the Bible is made up of narrative, from historical narrative to parables. Roughly 33% of the Bible is poetry, including songs, reflective poetry, and the passionate, politically resistant poetry of the prophets. The remaining 24% of the Bible is prose discourse, including laws, sermons, letters, and even one essay.

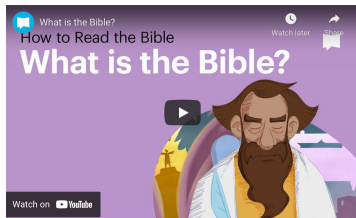
This four-part series should help you understand what the Bible is and the story it tells. By the end of this series, you will be familiar with every part of the Bible and see how it uses language to communicate who God is, who we are, and the big, redemptive story that we are all living.

The Bible Project - Introduction to the Bible

How to Read the Bible 1: What is the Bible?

Episode 1 explores the origins, content, and purpose of the Bible. Here you'll be introduced to a condensed history of how the Bible came into existence, and the different forms of the Bible in the Catholic, Orthodox, and Protestant Christian traditions. Download the Study Notes as your guide to the video.

How To Read the Bible.pdf
Download File




How to Read the Bible 2: The Story of the Bible

Episode 2 summarizes the overall story of the Bible as a series of crossroad decisions. All humanity, followed by the Israelites, redefine good and evil and end up in Babylon. They are followed by Jesus, who takes a different path that opens up the way to a new creation. Download the Study Notes as your guide to the video.

The Story of the Bible.pdf
Download File



Introduction to the Bible Playlist




How to Read the Bible 3: Literary Styles in the Bible

Episode 3 shows how reading the Bible wisely requires that we learn about the ancient literary styles used by the biblical authors. These writers expressed their ideas and claims through a variety of different types of literature, and this video will explore why it's important to tell them apart so we can hear their message on their terms.



How to Read the Bible 4: Jewish Meditation Literature

Episode 4 explores the unique literary style of the Bible that is meant to draw its readers into a lifelong journey of reading and meditation. The Bible is designed as a multi-layered work, offering new levels of insight as you re-read it and allow each part to help you understand every other part. The Bible is the original meditation literature.



Experience #5 (Growing & Going Deeper): Bible Reading Practices

Try one or more of following activities to guide you in reading the Bible. Download [Reading the Bible Activities Guide](#) with all of the activities.

1. Reading a Biblical Text
2. A Bible-Reading Method
3. 100 Essential Bible Readings in 100 Days
4. Studying a Bible Text
5. Reading the Bible with Heart
6. Reflective Bible Reading
7. Praying with the Psalms
8. Lectio Divina

Reading the Bible Activities Guide.pdf
Download File

Experience #5 (Growing & Going Deeper): Journey through the Bible



Enter the Bible Website

Enter the Bible is here to help everyday disciples and spiritual seekers engage Scripture in ways that are thoughtful, accessible, and faithful. All content on Enter the Bible is created and/or vetted by Luther Seminary professors—so you can be sure you're getting reliable biblical learning that draws from the best insights of both the academy and the faith.

Select a book from the Old Testament or New Testament and explore the people, places, culture, and theological themes in the book. Where available, watch the videos to explore more deeply the themes.

Take a self-paced course on any book of the Bible: enterthebible.org/courses.

Experience #6 (Growing & Going Deeper) with Online Bible Courses



Yale Bible Study Courses

Yale Bible Study offers courses on the Old Testament, New Testament, and specially designed Themed Studies. The Old Testament section contains studies based on some of the books of the Hebrew Bible (Genesis, Exodus, Samuel, Psalms, Isaiah, Daniel and Wisdom Literature). The New Testament section contains the Gospels (Matthew, Mark, Luke and John); the Book of Acts; and the Letters of Paul (Romans, Corinthians, Galatians, Philippians, Thessalonians, and Hebrews); and Revelation. The current themed studies include: Reading the Bible; Formation of the Biblical Canon; Reformation History; Women in the Bible; Easter & Passover; and Incarnation.

The Bible studies vary from 2-12 weeks in length. Each Bible study contains a series of 15-30 minute video conversations between two Yale Divinity School professors, as well as a study guide, discussion questions and additional resources to support the study.

Experience #7 (growing & going deeper): A Personal Bible Study Plan



Download the YouVersion App

Access the variety of Bible reading plans

The YouVersion Bible App provides you with a way to have a daily rhythm of seeking intimacy with God that can transform His Word into your life. YouVersion creates biblically centered, culturally relevant experiences that encourage and challenge people to seek God throughout each day.

Tens of millions of people are using the Bible App™ to make God's Word a part of their daily lives. Download the free app and access your bookmarks, notes, and reading plans from anywhere. Enjoy hundreds of versions, including audio, all on your mobile device. The App is free for your phone or tablet with over 2000 Bible versions and over 1300 languages.

Use the YouVersion App to access a Bible reading plans. For example, the Gospels reading plan will help you read through all four Gospels in thirty days: www.bible.com/reading-plans/16-the-gospel. Download the App and then search for a reading plan.

Experience #2 (Developing) - A Daily Bible Reading Plan

Reading the Bible is one of the best ways to learn about God and His desire to have a relationship with you. You can start now by downloading **A Year with the Bible**, a guide that will walk you through daily passages, help you engage with God's word and deepen your walk of faith. When you download the guide, you will also be able to access: **Bible study resources, memorization apps and search tools** that will help expand and deepen your Scripture journey.

A Year with Bible.pdf
Download File

Experience #3 (Growing & Going Deeper): Weekly Sunday Gospel Reflections

Take time each week to reflect on the meaning of the Sunday Gospel reading for your life.

Choose How You Want to Participate

- Join us in-person after Sunday worship for a 30-minute reflection experience in the church center (complete with coffee and refreshments)
- Join a small group - in person or on Zoom - and use the guide questions to discuss the Sunday Gospel reading.
- Set aside 20 minutes during the week for personal reflection using the weekly guide.

Reflect on the Sunday Gospel Reading

We are using Lectio Divina as a contemplative way of reflecting on the Gospel reading. Lectio Divina dates back to the early centuries of the Christian Church and was established as a monastic practice by Benedict in the 6th century. It is a way of praying the Scriptures that leads us deeper into God's word. We slow down. We read a short passage more than once. We chew it over slowly and carefully. We savor it. Scripture begins to speak to us in a new way. It speaks to us personally, and aids that union we have with God through Christ.

1. **Read (Lectio):** Read the Scripture passage slowly and purposefully. Reflect on it silently for a few minutes to pray with it and to ponder what it might be saying.
2. **Meditate (Meditatio):** Read it a second time followed by a few minutes of silence. Discover a word or two from the passage that is echoing in your heart or stands out for you in any way.
3. **Pray (Oratio):** What do you want to communicate to God? What emotions do you want to express to God?
4. **Contemplate (Contemplatio):** Reflect on how God is challenging you through this Scripture passage. What is God calling me to do? What is the next step you need to take?

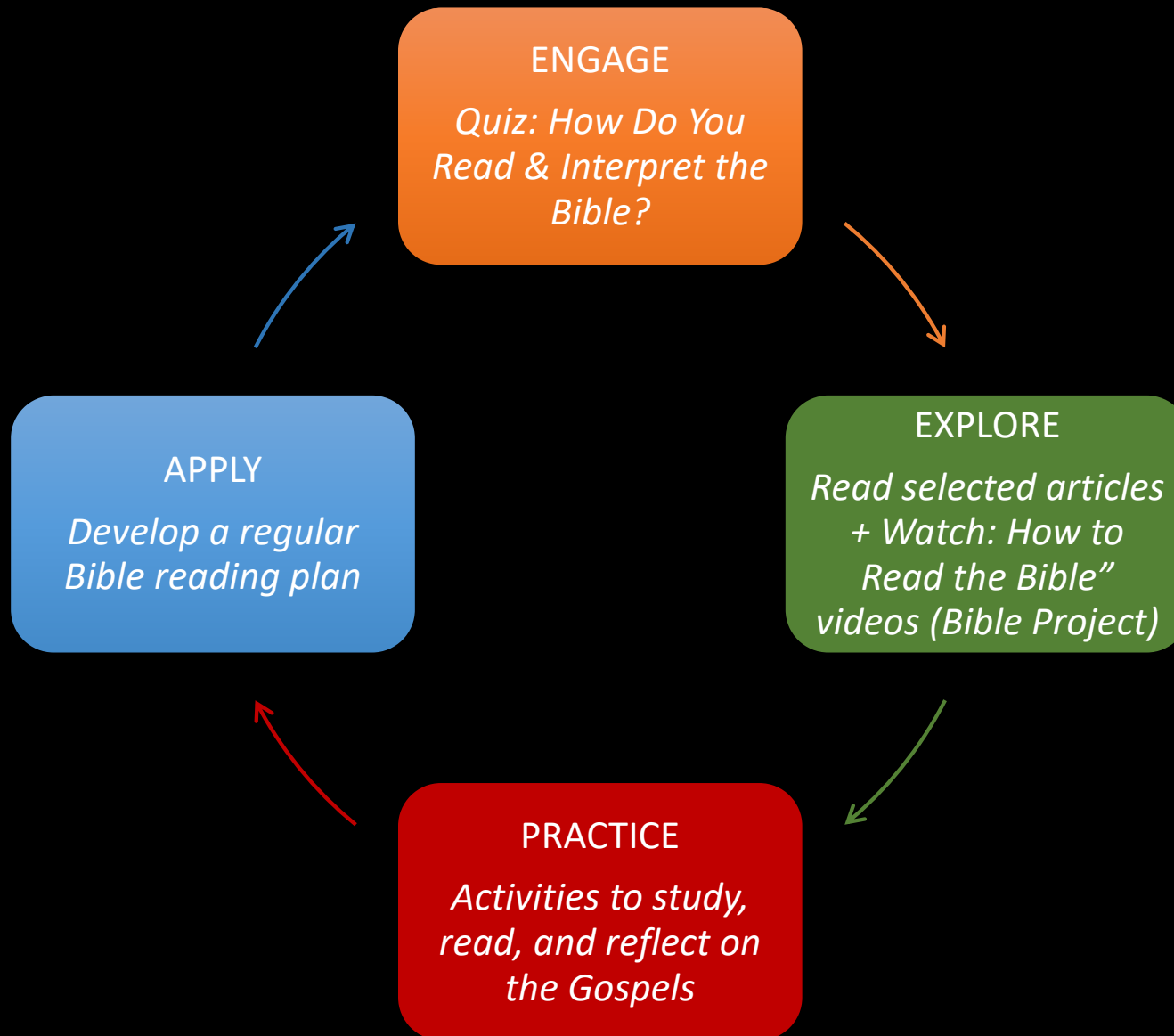
We use the Lectio Divina experience to guide you into a prayer reflection on the Sunday Gospel in the Lectionary and imagine how you will live the passage in your daily life.

Download the Weekly Lectio Divina Guide to the Sunday Gospel

- Go to [Catholic.Bible.at](http://Catholic.Bible.at/catholic/bible/lectio-divina-in-english/) at [catholic/bible/lectio-divina-in-english/](http://Catholic.Bible.at/catholic/bible/lectio-divina-in-english/)

Watch the Introduction to Lectio Divina by Fr. James Martin, SJ

Playlist as a Learning Process



Playlists

A Menu of Activities or a
Sequenced Learning Plan

Extend a gathered, in-person event
or program

Online learning for an individual or
small group

Online learning in a “flipped”
educational approach that
integrates individual and small
group learning with gathered in-
person programming

A man with a beard is sitting at a desk, looking at a tablet. The tablet screen shows a website with text and images. To the right of the tablet is a white cup of coffee on a saucer. The background is a blurred office or study environment.

Playlists for Faith Formation

John Roberto