

What is a Personal Learning Network?

“A PLN is a Personal Learning Network. A PLN is a reciprocal network that you create to learn from, connect with, gather information or resources, create with and finally share what you have learned. A PLN can occur in your school, face-to-face, online, at conferences or through reading, reflecting and sharing.” - <http://edtechvision.org/?p=790>

“n. – the entire collection of people with whom you engage and exchange information, usually online.” - <http://onceateacher.wordpress.com/2009/05/05/pln-your-personal-learning-network-made-easy/>

“Personal learning networks are created by an individual learner, specific to the learner’s needs extending relevant learning connections to like-interested people around the globe. PLNs provide individuals with learning and access to leaders and experts around the world bringing together communities, resources and information impossible to access solely from within school walls.”

- <http://theinnovativeeducator.blogspot.com/2008/04/5-things-you-can-do-to-begin-developing.html>

Other Names:

- Learning Community
- Community of Practice
- Professional Learning Network
- Passionate Learning Network

Watch this 2 minute video explaining a PLN: <http://youtu.be/MqSH5TMYIz4>

Why do I need a PLN?

A PLN offers many benefits, such as access to an entire globe of expertise. It gives you a place to explore ideas and ask questions, provides you with multiple sources of information, fosters collaborative and self-directed learning. It helps you find free resources and new technology to assist you in the classroom. Your students are already doing this, but need guidance to do it safely and effectively.

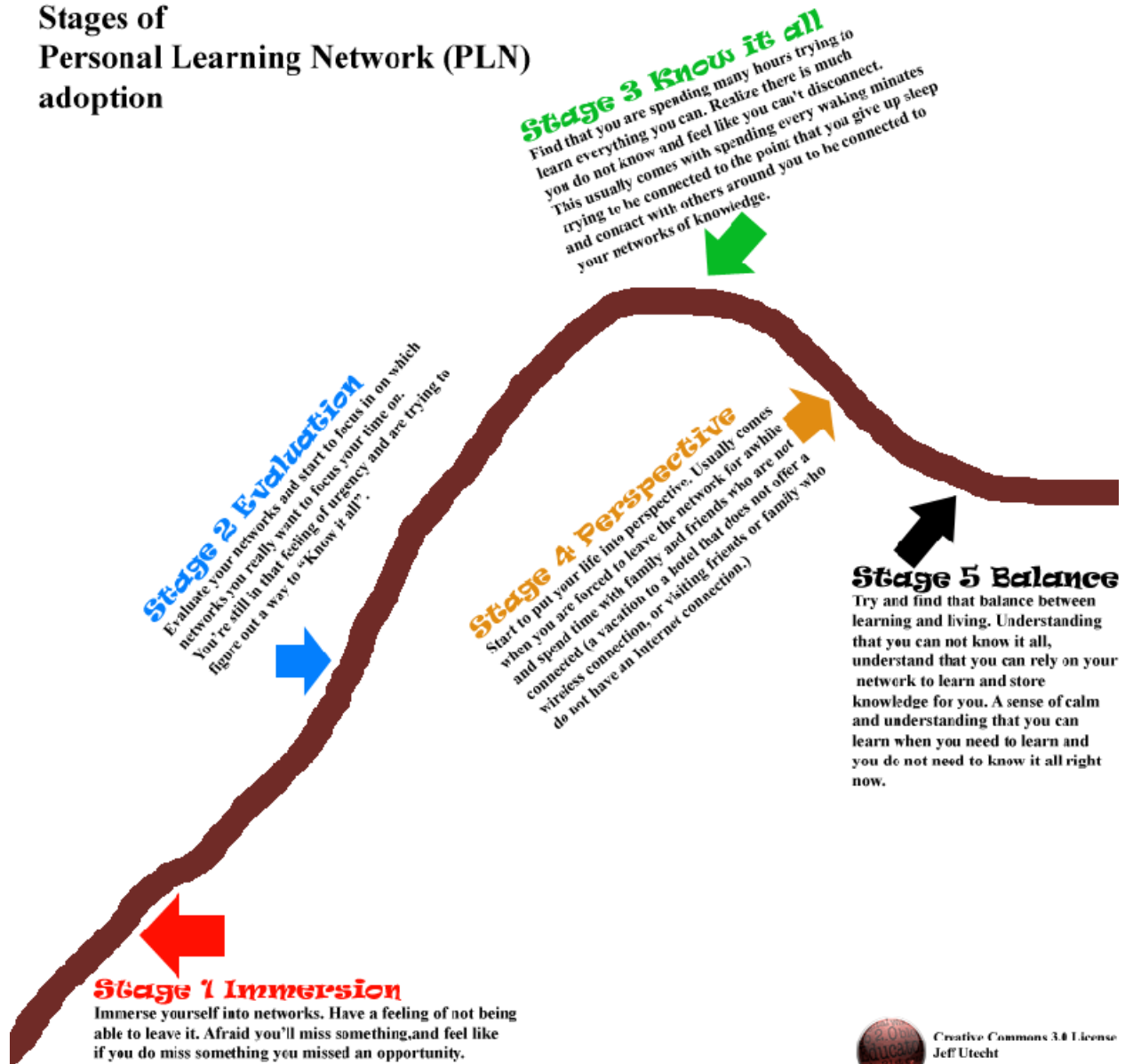
Ultimately, you already have a PLN, but does yours consist of just a few individuals in your department, or a large scope of experts, educators, and colleagues across the globe? Using online resources to develop a personal learning network will enhance not only your teaching, but your life.

Watch this 3 minute video from Will Richardson: <http://youtu.be/mghGV37TeK8>

Stages of Adopting a PLN

<http://www.thethinkingstick.com/stages-of-pln-adoption>

Stages of Personal Learning Network (PLN) adoption



Creative Commons 3.0 License
Jeff Utecht
www.jeffutecht.com

Stage 1 Immersion: Immerse yourself into networks. Create any and all networks you can find where there are people and ideas to connect to. Collaboration and connections take off.

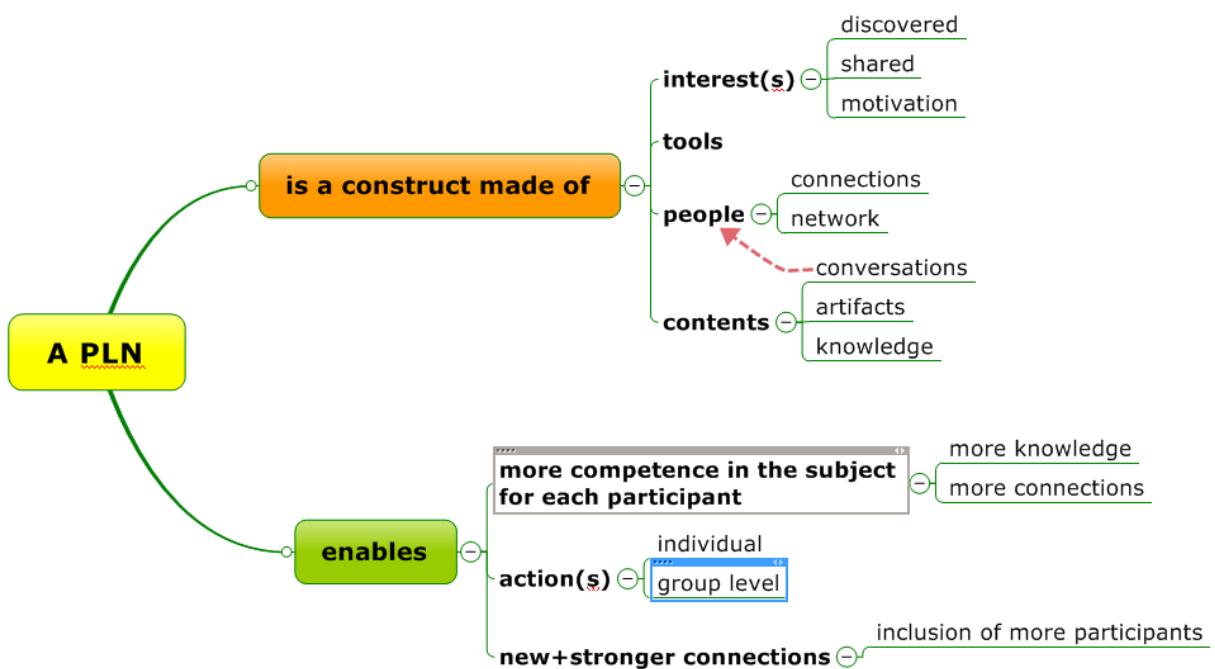
Stage 2 Evaluation: Evaluate your networks and start to focus in on which networks you really want to focus your time on. You begin feeling a sense of urgency and try to figure out a way to "Know it all."

Stage 3 Know it all: Find that you are spending many hours trying to learn everything you can. Realize there is much you do not know and feel like you can't disconnect. This usually comes with spending every waking minutes trying to be connected to the point that you give up sleep and contact with others around you to be connected to your networks of knowledge.

Stage 4 Perspective: Start to put your life into perspective. Usually comes when you are forced to leave the network for awhile and spend time with family and friends who are not connected (a vacation to a hotel that does not offer a wireless connection, or visiting friends or family who do not have an Internet connection).

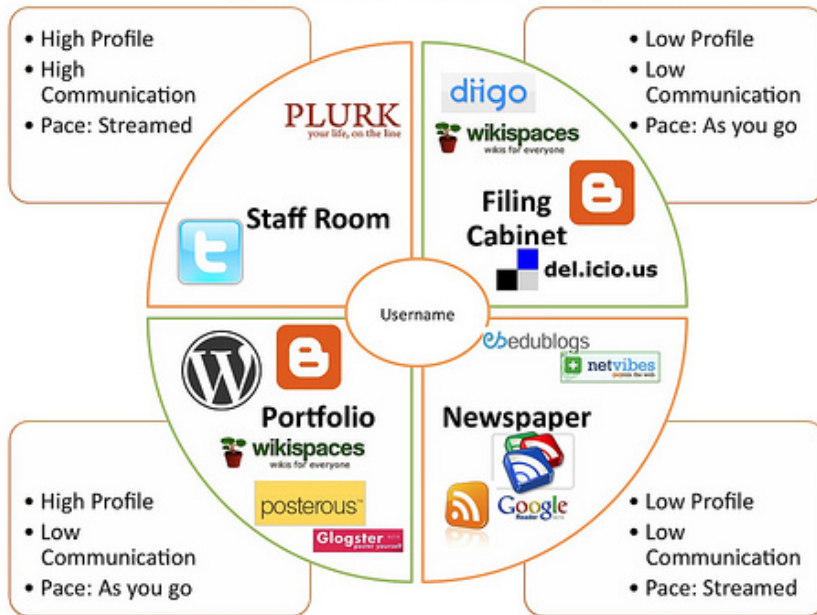
Stage 5 Balance: Try and find that balance between learning and living. Understanding that you can not know it all, and begin to understand that you can rely on your network to learn and store knowledge for you. A sense of calm begins as you understand that you can learn when you need to learn and you do not need to know it all right now.

Image Maps/Diagrams Exploring PLNs



<http://vahidplenk2010.blogspot.com/2010/09/mindmap-on-what-pln-is-and-does.html>

Design Your Personal Learning Network

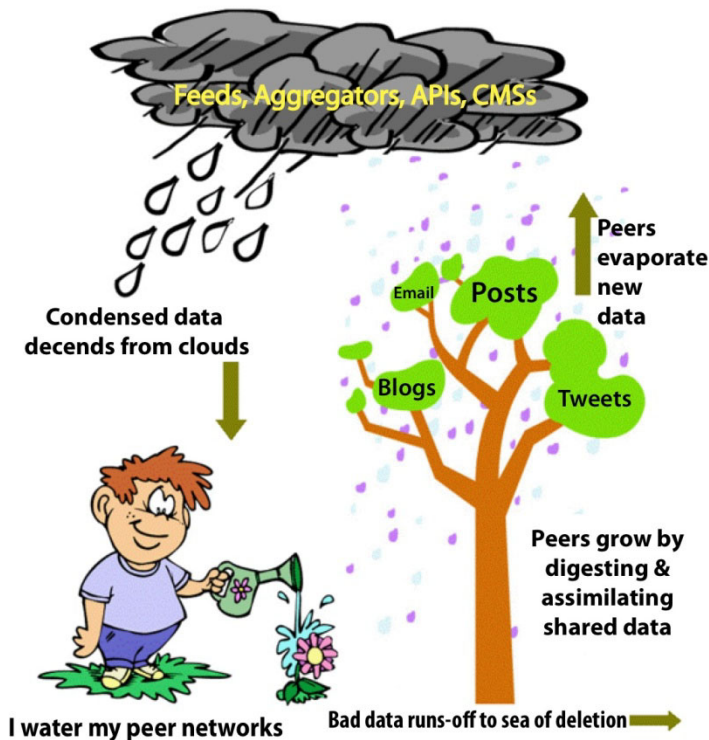


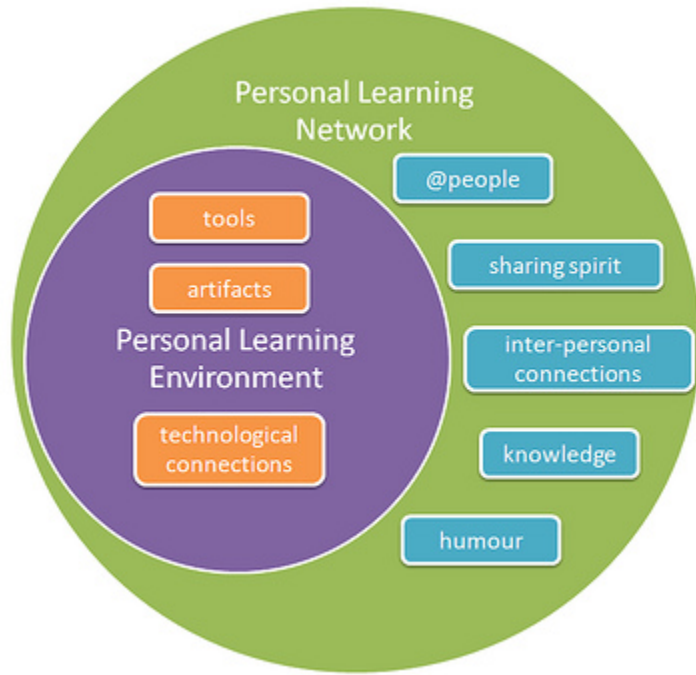
cc joyce seitzinger @catspyjamasnz

<http://www.flickr.com/photos/22417120@N08/5205995052>

My Personal Learning Network

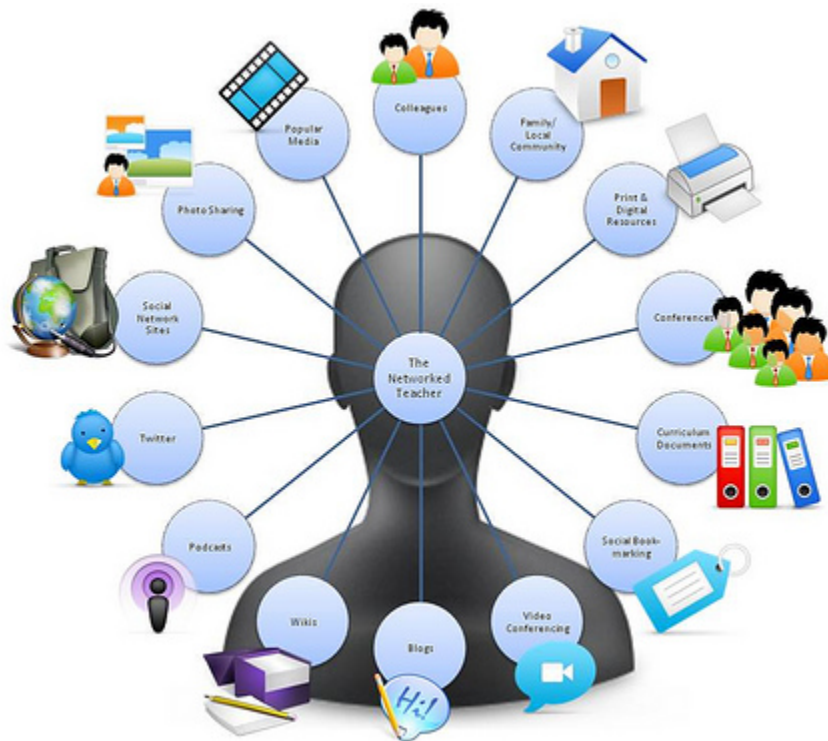
by Dallas McPheeters • <http://web.me.com/dallasm>



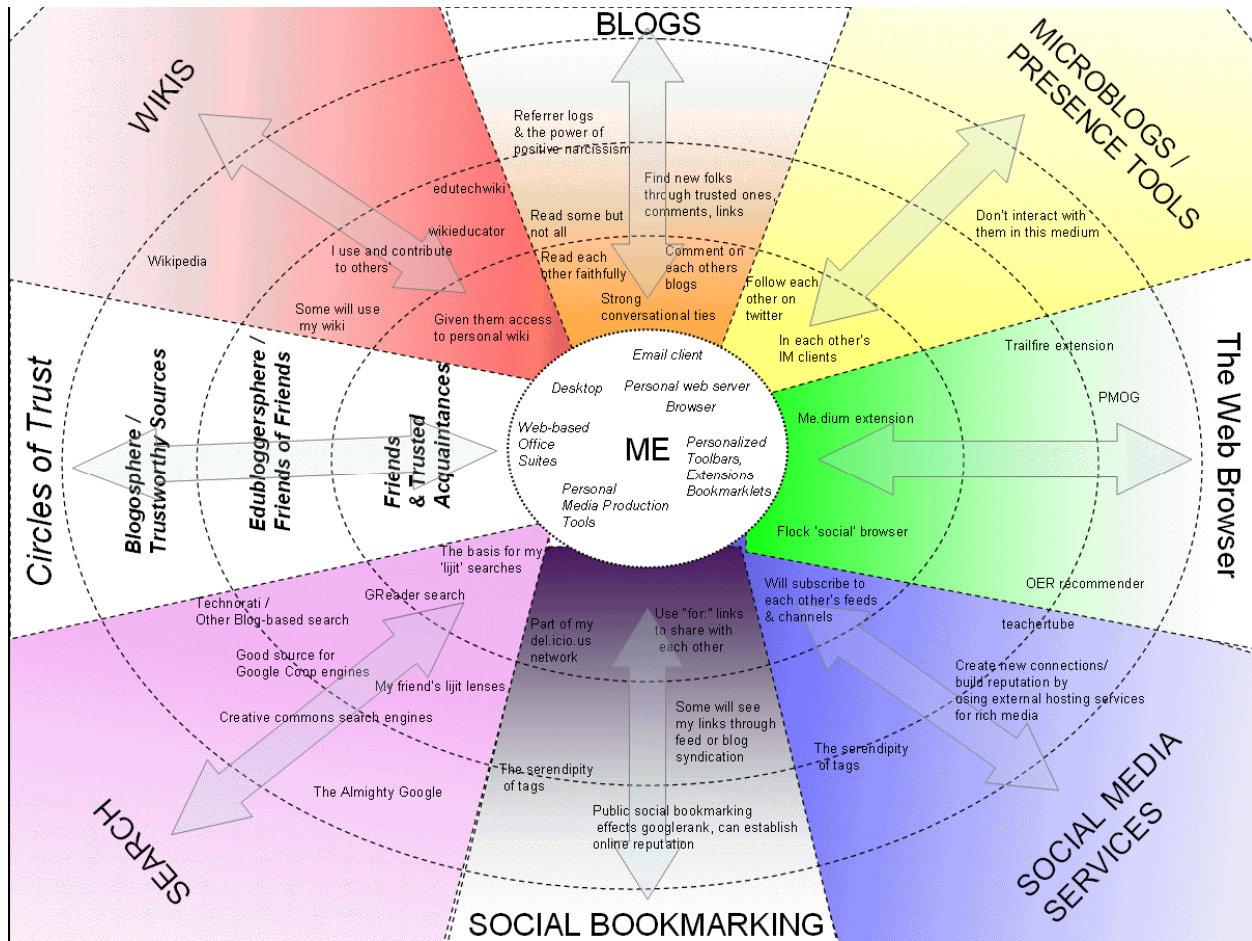


Joyce Seitzinger /catspyjamasnz 19-12-2008

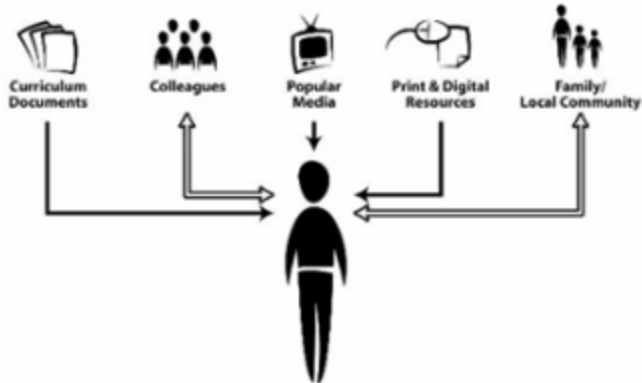
<http://www.flickr.com/photos/catspyjamasnz/3118564555/>



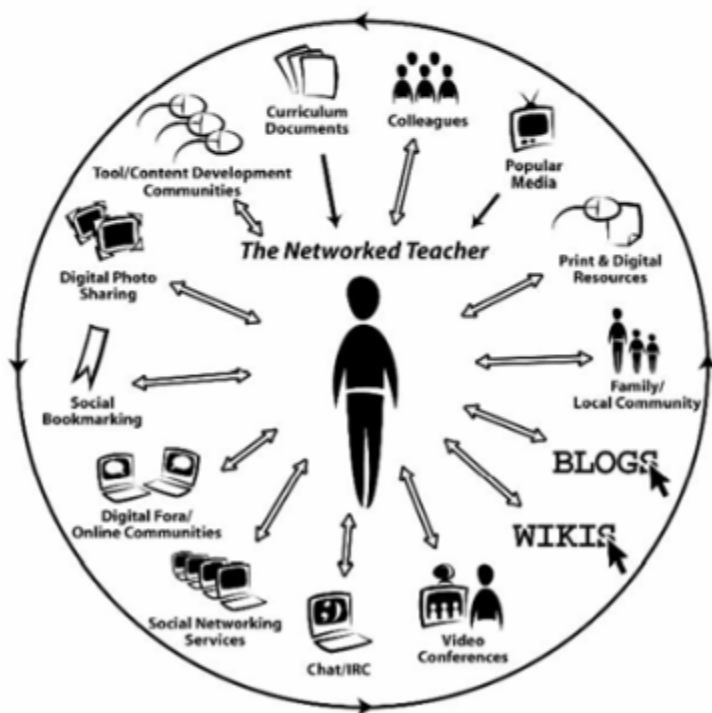
<http://www.flickr.com/photos/langwitches/3458534773/sizes/o/>



<http://edtechpost.wikispaces.com/PLE+Diagrams>



Typical Teacher Network



http://joedale.typepad.com/integrating_ict_into_the_/2008/01/typical-teacher.html