


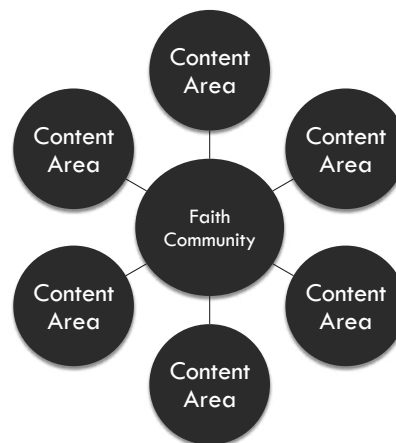
DESIGNING FAITH FORMATION FOR THE 21ST CENTURY



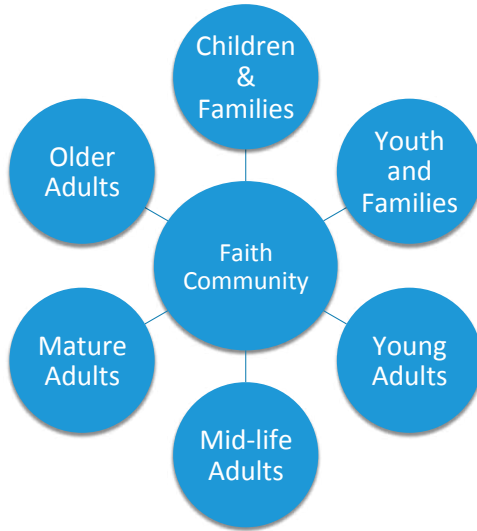
John Roberto
jroberto@lifelongfaith.com www.LifelongFaith.com

Design a Network: Content

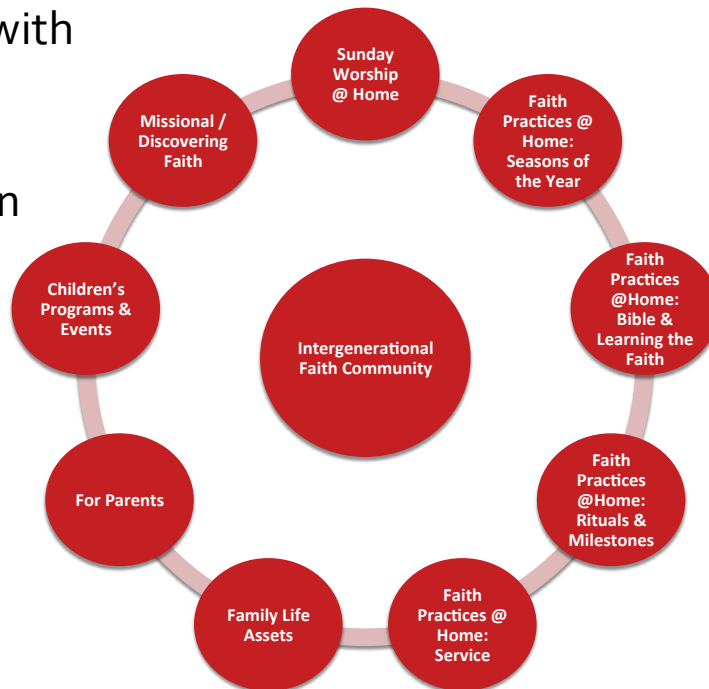
1. Caring Relationships
2. Celebrating the Seasons
3. Celebrating Rituals & Milestones
4. Learning the Christian Tradition
5. Praying & Spiritual Formation
6. Reading the Bible
7. Serving, Working for Justice, & Caring for Creation
8. Worshipping God
9. Missional
10. Life Issues
11. Life-Stage
12. Major Programs



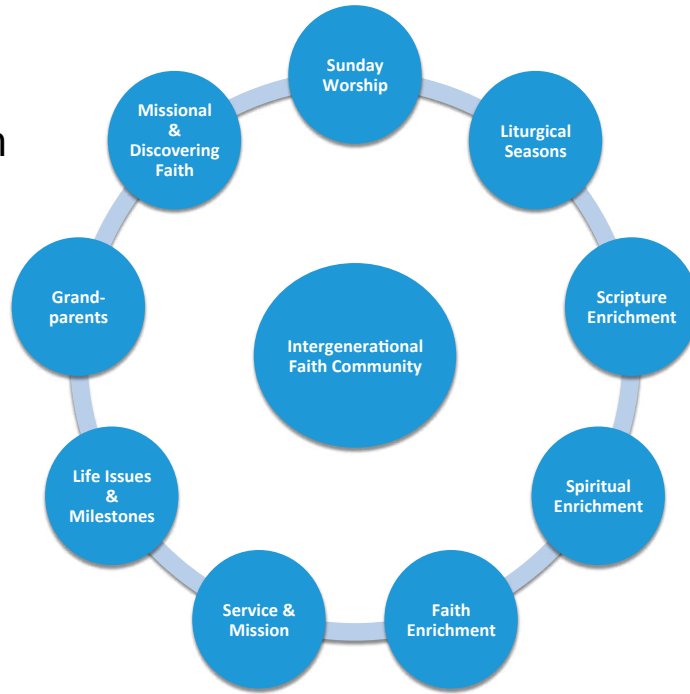
Whole Community Network



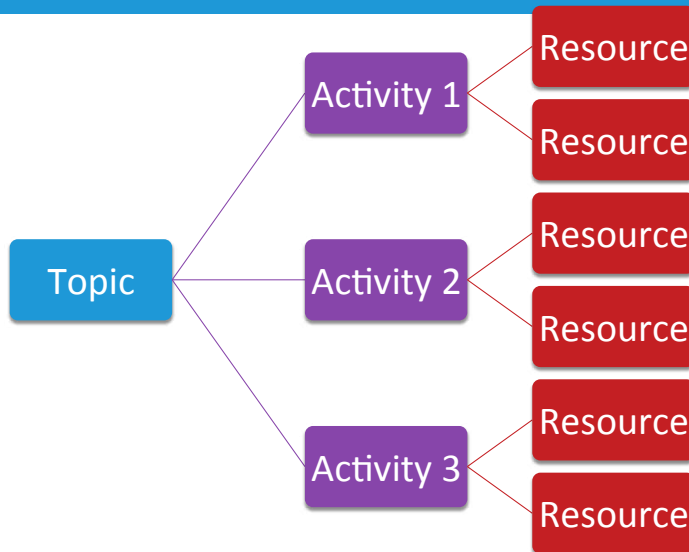
Families with Children Faith Formation Network



Adult Faith Formation Network



Programming

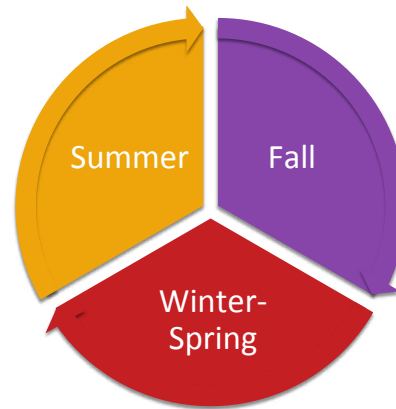


Design a Season of Programming

Fall Season:
September 1 –
January 1

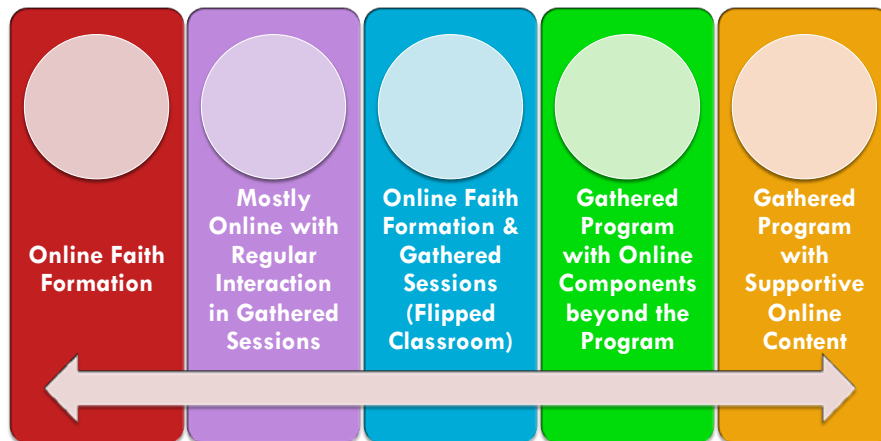
**Winter/Spring
Season:** January
1 – May 1

Summer Season:
May 1 –
September 1



Digitally-Enabled Faith Formation

- Identify opportunities for blended faith formation.



Design a Season

1. Identify the season.
2. Add continuing age-group programs.
3. Add intergenerational programs and events.
4. Add redesigned, digitally-enabled programming
5. Select new programming ideas.
6. Develop the final version of the plan:
 - ▣ Select the program ideas for each content area
 - ▣ Schedule the programming, e.g., a monthly focus

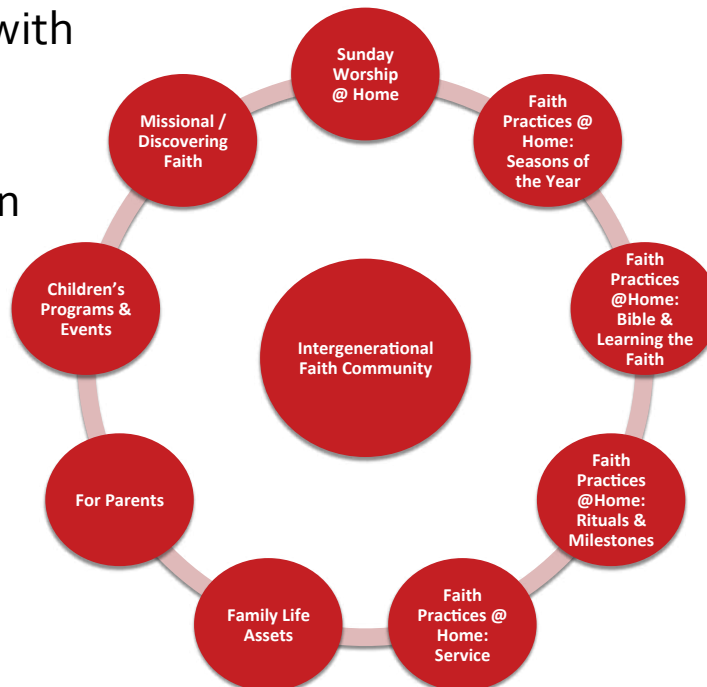
Programming a Page

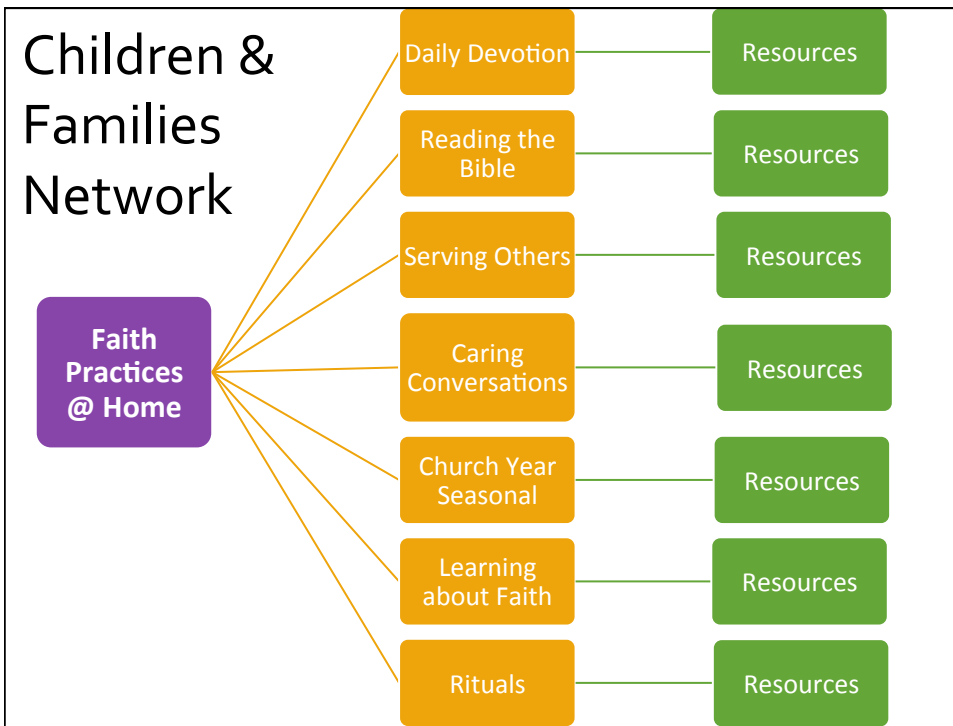


Programming a Page

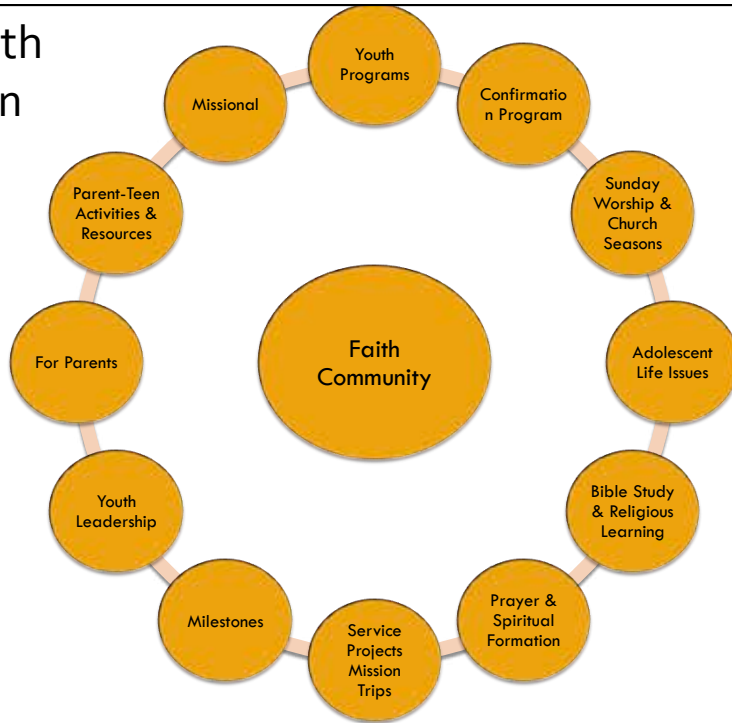


Families with Children Faith Formation Network

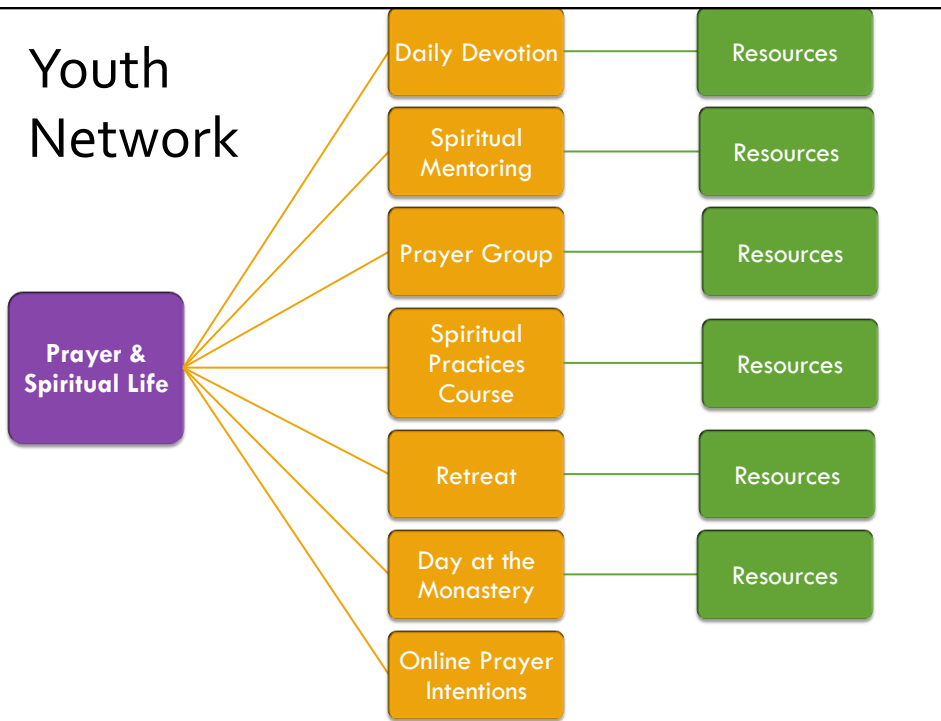




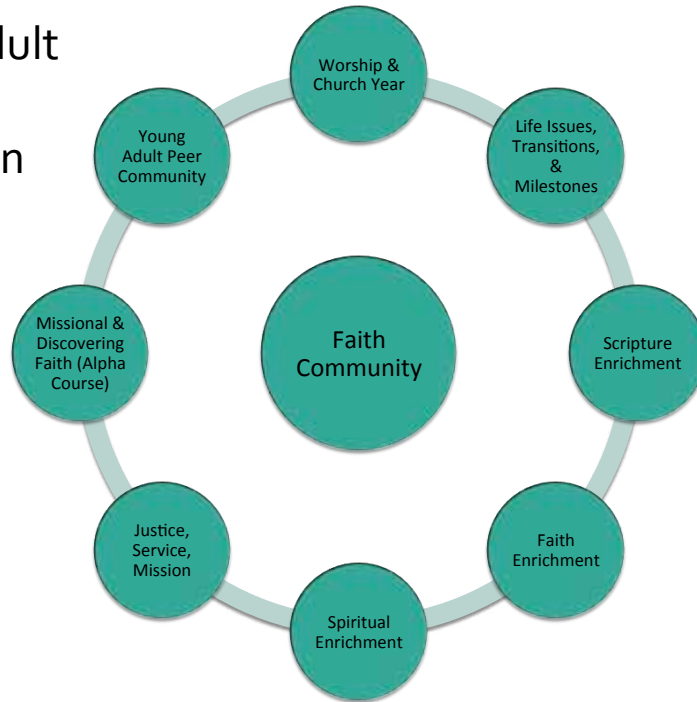
Youth Faith Formation Network



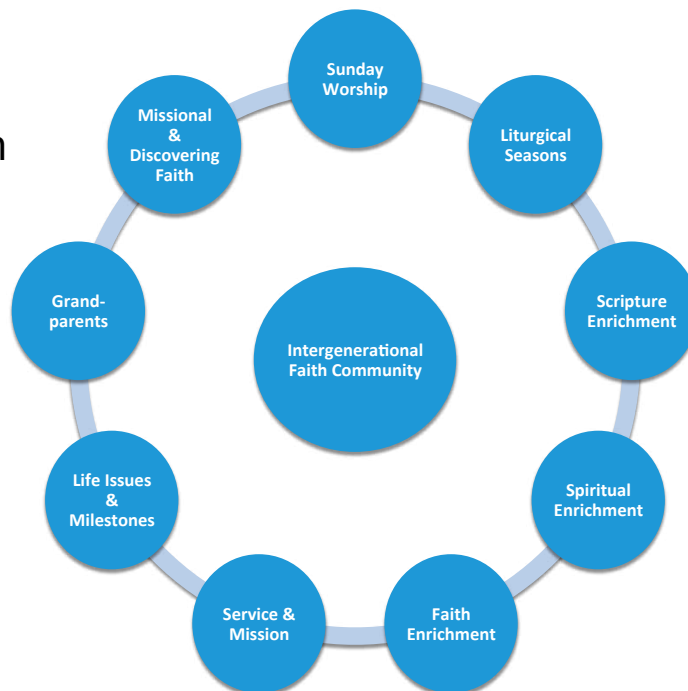
Youth Network

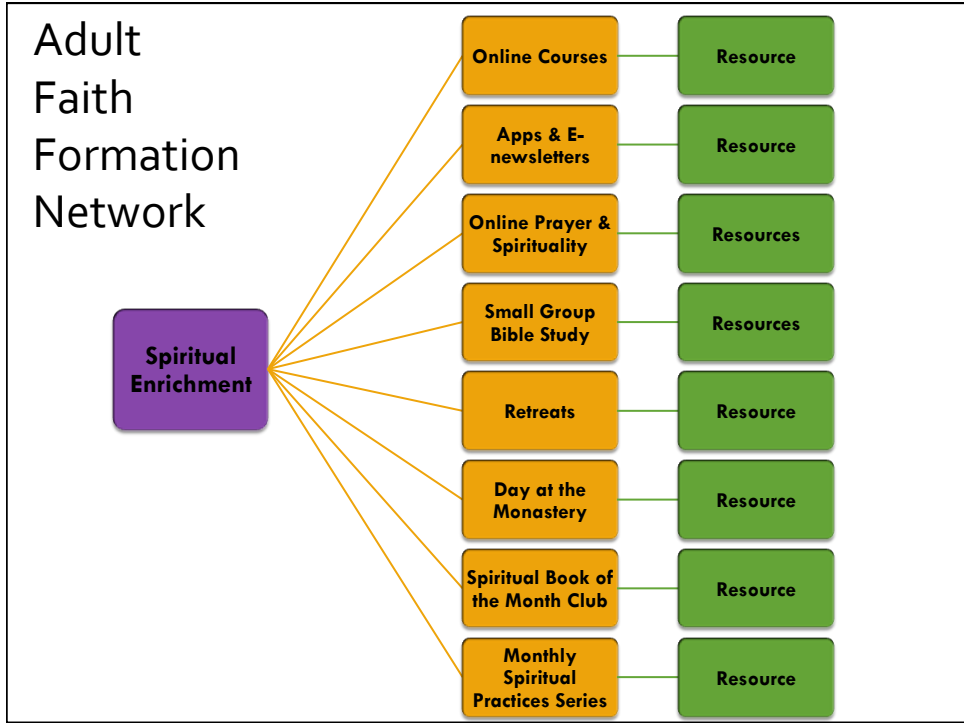


Young Adult Faith Formation Network



Adult Faith Formation Network





Adult Faith Formation Network

Holy Trinity Adults

Home | Worship | Seasons | Scripture | Spirituality | Study | Discovering Faith | Service | Life Issues | Discernment

**Holy Trinity Adult Faith Formation
Winter-Spring 2015 Season of Programming**

Welcome to Holy Trinity's adult faith formation center designed specifically for adults in their 40s through 70s who seek a faith community that:

- engages them in meaningful spiritual growth and faith experiences
- provides enriching worship services
- engages them in making a contribution to the church & world
- connects them to each other and the other generations in the faith community

Our faith formation center is rich in experiences, activities, and resources designed to nurture your faith as adults. Select from our variety of activities using the menu. You can learn and grow on your own, at home, in small groups, in large group programs, in our church community, and in the world. Invite your friends to join you in an activity!

Build a Digital Platform



Other Platforms

www.wordpress.org

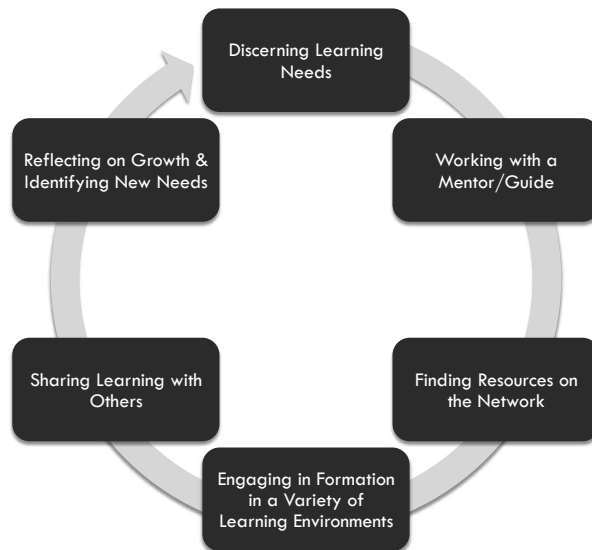
www.wix.com

www.squarespace.com

Build a Digital Platform

1. Choose a domain name.
2. Select a website template that is “mobile” responsive.
3. Create the primary navigation system (main menu) from the network content areas.
4. Build each webpage to incorporate all programs, activities, and resources for each content area.
5. Design the webpage for your target audience—write the website content to your audience.

Design Personalized Learning



Personalized Faith Formation

Personalized pathways for discipleship & faith growth. . . .

- Guide people in discerning their religious and spiritual needs
- Equip people with the resources and tools to learn and grow at their own pace
- Provide mentoring and support for the journey

spiritual assessment

knowing God

- 1. I understand the essential beliefs of the Christian faith, and I can explain how they relate to my own beliefs.
2. I have a growing understanding of the Bible, including its major events and themes, and I know how to use it daily for maximum understanding.

loving God

- 1. I have a growing ability to love God with all my heart, mind, and strength, and I know how to use the Bible to guide me.
2. I have a growing understanding of the Bible, including its major events and themes, and I know how to use it daily for maximum understanding.

serving God

- 1. I have a growing understanding of the Bible, including its major events and themes, and I know how to use it daily for maximum understanding.
2. I have a growing ability to love God with all my heart, mind, and strength, and I know how to use the Bible to guide me.

Place your self-assessment number for each question below and add scores, giving you an overall total.
Knowing: 1 2 3 4 5
Loving: 1 2 3 4 5
Serving: 1 2 3 4 5

Knowing God

We cannot fully understand God if we only see what He has made of a world. For the most part, our questions are not answered by faith - they are answered by the Holy Spirit's witness in our hearts. As we increase our understanding of God, we increase our faith, which is what we need. Through His grace, we increase our capacity to love the God designed to love us. Learning about God and His attributes is a part of the journey designed to help you gain a deeper understanding of the essence of the Christian faith.

Loving God

God is not just a God of ideas and emotions of who we are. Trying hard to change ourselves, a living passion - but when we're loving with God and willing to let go of our lives, we find that God's love is a beautiful reality. When we are in love with God, we are in love with ourselves, and we are in love with the world around us. This is the love that God desires for us. It is the love that God desires for us. It is the love that God desires for us.

Serving God

The Christian life is a daily walk of faith, hope, and love. It is a journey of discovery, of growth, and of transformation. It is a journey of discovery, of growth, and of transformation. It is a journey of discovery, of growth, and of transformation. It is a journey of discovery, of growth, and of transformation.

Take the next step today. Visit www.resurrection.org for more information on the Resurrection Church and its ministries.



The Journey: Knowing, Loving and Serving God

All things come from the Father, and all things go to the Father. This is the Christian faith. This is the Christian faith. This is the Christian faith. This is the Christian faith. This is the Christian faith.



Knowing God: Becoming Theologically Informed

1. I have a growing understanding of the essential beliefs of the Christian faith, and I can explain how they relate to my own beliefs.
2. I have a growing understanding of the Bible, including its major events and themes, and I know how to use it daily for maximum understanding.

1. I have a growing ability to love God with all my heart, mind, and strength, and I know how to use the Bible to guide me.
2. I have a growing understanding of the Bible, including its major events and themes, and I know how to use it daily for maximum understanding.

1. I have a growing understanding of the Bible, including its major events and themes, and I know how to use it daily for maximum understanding.
2. I have a growing ability to love God with all my heart, mind, and strength, and I know how to use the Bible to guide me.

1. I have a growing understanding of the Bible, including its major events and themes, and I know how to use it daily for maximum understanding.
2. I have a growing ability to love God with all my heart, mind, and strength, and I know how to use the Bible to guide me.

1. I have a growing understanding of the Bible, including its major events and themes, and I know how to use it daily for maximum understanding.
2. I have a growing ability to love God with all my heart, mind, and strength, and I know how to use the Bible to guide me.

Loving God: Becoming Spiritually Transformed

1. I have a growing ability to love God with all my heart, mind, and strength, and I know how to use the Bible to guide me.
2. I have a growing understanding of the Bible, including its major events and themes, and I know how to use it daily for maximum understanding.

1. I have a growing understanding of the Bible, including its major events and themes, and I know how to use it daily for maximum understanding.
2. I have a growing ability to love God with all my heart, mind, and strength, and I know how to use the Bible to guide me.

1. I have a growing understanding of the Bible, including its major events and themes, and I know how to use it daily for maximum understanding.
2. I have a growing ability to love God with all my heart, mind, and strength, and I know how to use the Bible to guide me.

1. I have a growing understanding of the Bible, including its major events and themes, and I know how to use it daily for maximum understanding.
2. I have a growing ability to love God with all my heart, mind, and strength, and I know how to use the Bible to guide me.

1. I have a growing understanding of the Bible, including its major events and themes, and I know how to use it daily for maximum understanding.
2. I have a growing ability to love God with all my heart, mind, and strength, and I know how to use the Bible to guide me.

Serving God: Serving God daily in the World

1. I have a growing understanding of the Bible, including its major events and themes, and I know how to use it daily for maximum understanding.
2. I have a growing ability to love God with all my heart, mind, and strength, and I know how to use the Bible to guide me.

1. I have a growing understanding of the Bible, including its major events and themes, and I know how to use it daily for maximum understanding.
2. I have a growing ability to love God with all my heart, mind, and strength, and I know how to use the Bible to guide me.

1. I have a growing understanding of the Bible, including its major events and themes, and I know how to use it daily for maximum understanding.
2. I have a growing ability to love God with all my heart, mind, and strength, and I know how to use the Bible to guide me.

1. I have a growing understanding of the Bible, including its major events and themes, and I know how to use it daily for maximum understanding.
2. I have a growing ability to love God with all my heart, mind, and strength, and I know how to use the Bible to guide me.

1. I have a growing understanding of the Bible, including its major events and themes, and I know how to use it daily for maximum understanding.
2. I have a growing ability to love God with all my heart, mind, and strength, and I know how to use the Bible to guide me.

Test the Plan & Web Design

1. Let your user experience the network online. Show don't tell. Let them review the website and the programming. Just the minimum context so they understand what to do. (Have computers or tablets available for people to use or ask them to bring a device to the focus group.)
2. Have them talk through their experience. For example, when appropriate, ask "Tell me what you are thinking as you are doing this."
3. Actively observe. Watch how they use (and misuse!) the website. Don't immediately "correct" what your user is doing.
4. Follow up with questions, such as: "Show me why this would (or would not) work for you." "Can you tell me more about how this made you feel?" "Why?" "Do you find things that interest you and connect with your life?" "Are there things you would have liked to see?"

Launch the Network

Be sure to pay careful attention to the titles and descriptions so that they capture people's interests. Develop descriptions that are positive in tone, indicate clearly the content or focus of an activity.

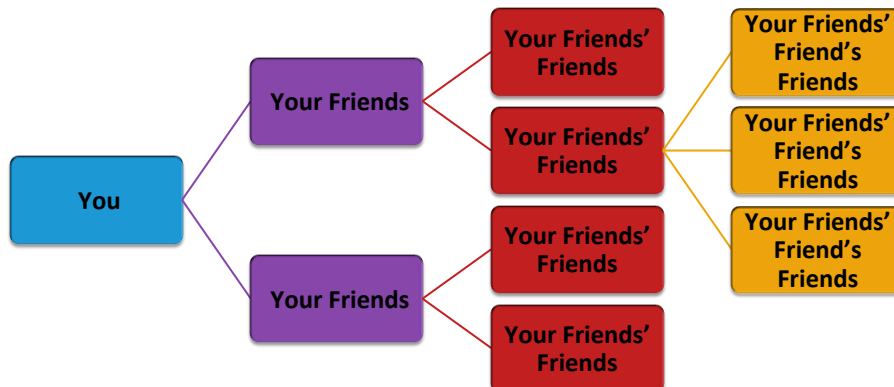
1. Describe how your offerings respond to something within the lives of people. Highlight the relationship between the content and the particular spiritual or religious needs, interests, passions, concerns, or life issues of people.
2. Describe the 2-3 benefits of participating or engaging in faith formation.
3. Explain to people how to use the Network and how to access the activities and resources.

Promotional Ideas

1. Connect to (or extend from) a gathered event, program, ministry.
2. Use personalized invitations.
3. Establish a Facebook page for faith formation for Network announcements, updates, stories and photos from people engaged in faith formation, etc.
4. Use Twitter to announce updates, events, and invite reflections from people on their experiences in the Network.
5. Send email or regular e-newsletters to targeted groups (use a service like Constant Contact).
6. Provide ways to share experiences using blogs, Twitter, Facebook: videos, reports, photos, etc.

Connect to Social Networks

Our social network is made up of all the people we're connected to, all the people they are connected to, all the people they are connected to, and so on.



METHOD FEEDBACK CAPTURE GRID



WHY use a feedback capture grid

Use a feedback capture grid to facilitate real-time capture, or post-mortem unpacking, of feedback on presentations and prototypes - times when presenter-critiquer interaction is anticipated. This can be used either to give feedback on progress within the design team or to capture a user's feedback about a prototype. You use the grid because it helps you be systematic about feedback, and more intentional about capturing thoughts in the four different areas.

HOW to use a feedback capture grid

1. Section off a blank page or whiteboard into quadrants.
2. Draw a plus in the upper left quadrant, a delta in the upper right quadrant, a question mark in the lower left quadrant, and a light bulb in the lower right quadrant.

It's pretty simple, really. Fill the four quadrants with your or a user's feedback. Things one likes or finds notable, place in the upper left; constructive criticism goes in the upper right; questions that the experience raised go in the lower left; ideas that the experience or presentation spurred go in the lower right. If you are giving feedback yourself, strive to give input in each quadrant (especially the upper two: both "likes" and "wishes").